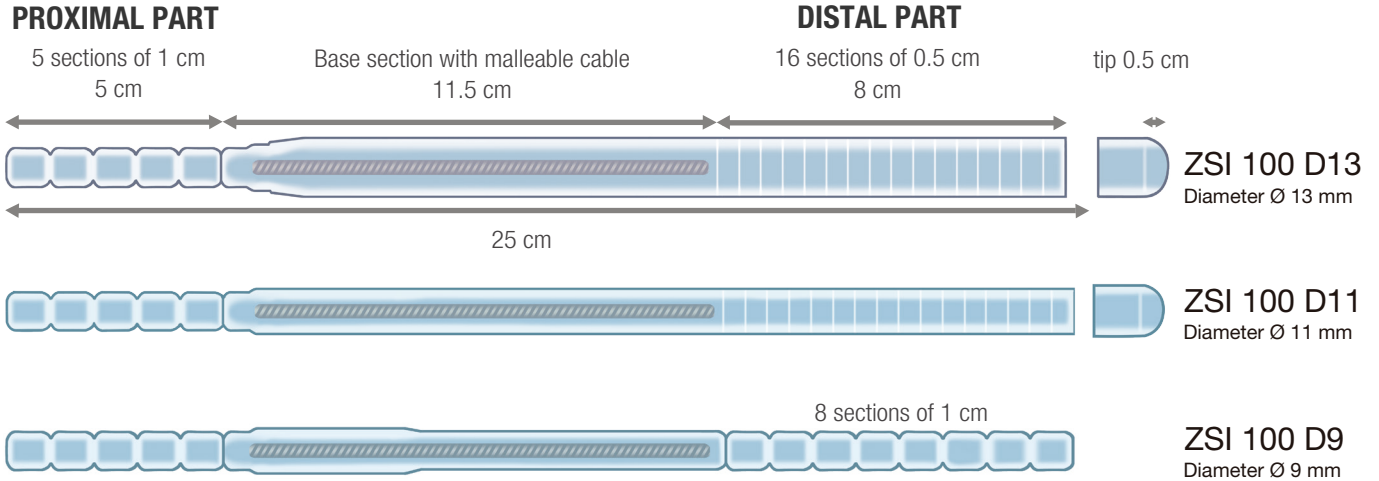




ZSI 100, 3 SIZES AVAILABLE

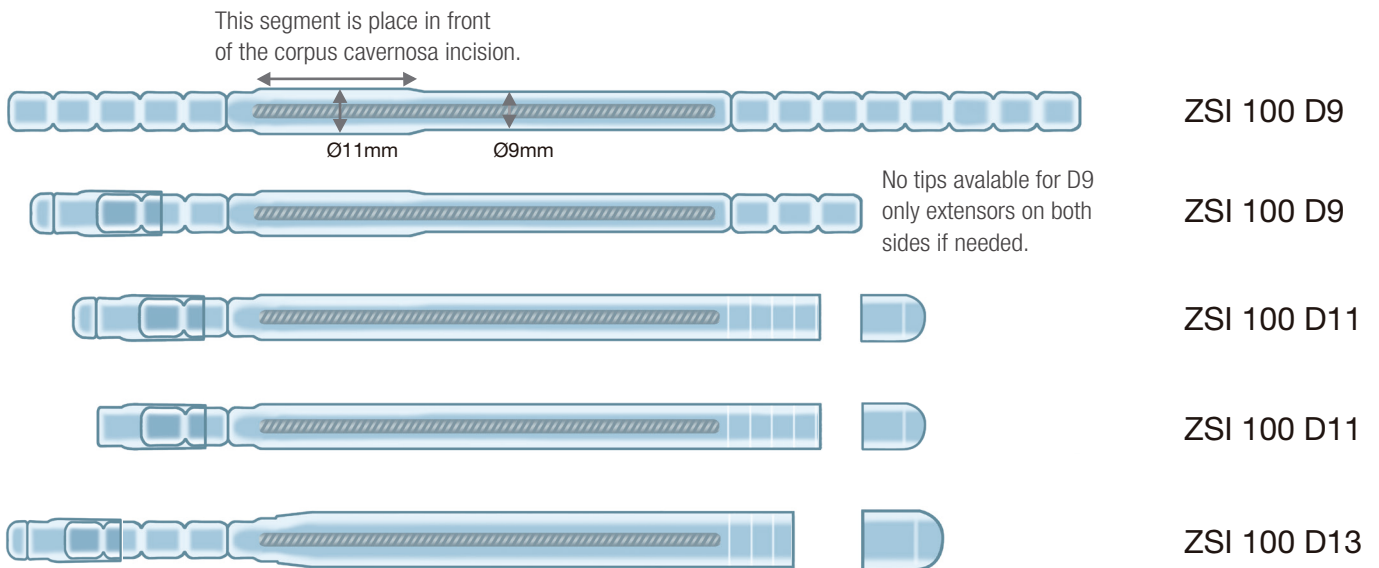
- ZSI 100 D13 - comes with two adjustable rods of 25 cm and 2 extenseurs
- ZSI 100 D11 - comes with two adjustable rods of 25 cm and 2 extenseurs
- ZSI 100 D9 - comes with two adjustable rods of 24,5 cm and 2 extenseurs



Extenseur 1.5 cm  Extenseurs are available in the kit only to repair an excess cut of the cylinders.

Extenseur 1 cm  A pair of 1,5 cm, which can be adjusted at 1 cm.
A pair of 1,5 cm is available in each kit.

Example how to use extensors and tips



ZSI 100 MEASURER

Surgeon should request a measurer from the distributor, which is not included in the ZSI 100 kit.

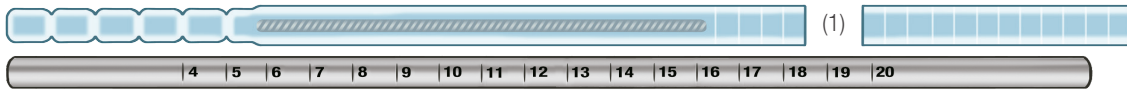
+++ TO ADJUST THE LENGTH, ALWAYS CUT THE DISTAL PART FIRST +++

From 25 cm to 17 cm cut the distal part only, never cut the proximal part first.

SIZE FROM 25 cm to 17 cm

EXAMPLE 1: ZSI 100 of 19 cm: Measure 18.5 cm from the proximal part, (1) cut the distal part and add the tip of 0.5 cm = 19 cm.

Example 18.5 cm + tip = 19 cm



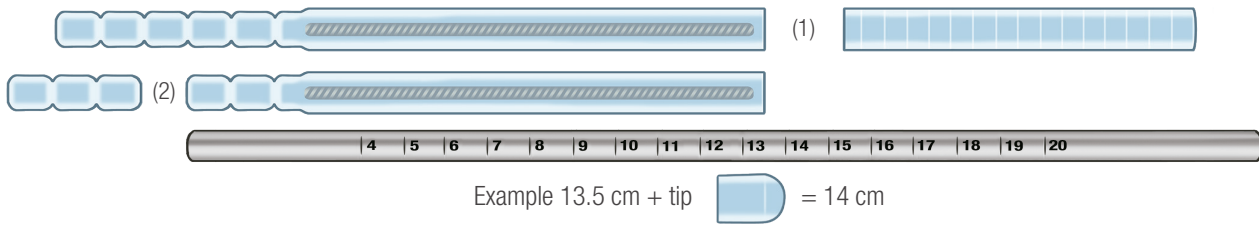
EXAMPLE 2: ZSI 100 of 17 cm: Measure 16.5 cm from the proximal part, (1) cut the distal part and add the tip of 0.5 cm = 17 cm.

Example 16.5 cm + tip = 17 cm



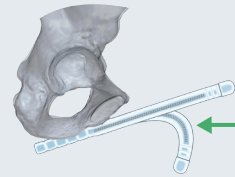

SIZE SHORTER THAN 17 cm

EXAMPLE 1: ZSI 100 of 14 cm: (1) cut the distal part first, measuring 13.5 cm from the distal end, and (2) cut the proximal part and add the tip of 0.5 cm = 14 cm.



Example 13.5 cm + tip = 14 cm

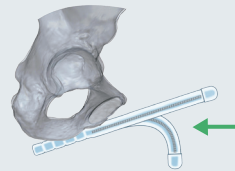

Example preparation ZSI 100 19 cm



Enough cable in the distal corpus cavernosum to bend the device with good memory shape.

* Connect the cup when the device is dry. Then you can immerse it in antibiotics.

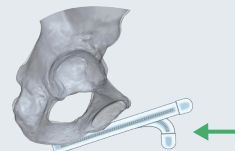

Example preparation ZSI 100 17 cm



Enough cable in the distal corpus cavernosum to bend the device with good memory shape.

* Connect the cup when the device is dry. Then you can immerse it in antibiotics.

Example preparation ZSI 100 12 cm

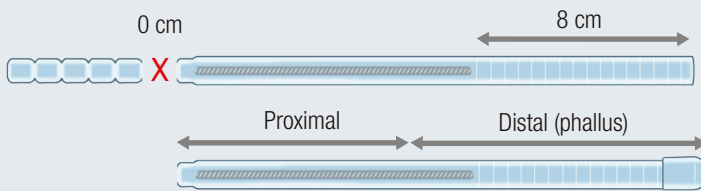


Enough cable in the distal corpus cavernosum to bend the device with good memory shape.

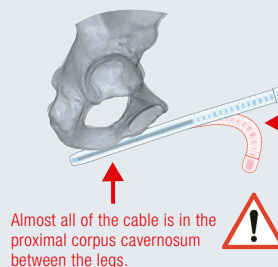
* Connect the cup when the device is dry. Then you can immerse it in antibiotics.

CUT DISTAL PART FIRST AND IF NEEDED CUT PROXIMAL PART TO ADJUST THE LENGTH

Example of a bad preparation ZSI 100



DO NOT CUT ONLY PROXIMAL PART



No cable in distal corpus cavernosum (phallus) to bend the device. No memory shape in the phallus. Silicone comes to its initial position.

Almost all of the cable is in the proximal corpus cavernosum between the legs.